

Key skills in Number

These are the outcomes for teaching and learning throughout the school. Every child should meet **all** expectations. If not, we need to be monitoring and assessing why.

These are the key number skills for which teachers need to 'go to the wall'!

Foundation:

By the end of Foundation all children should be able to confidently:

- Count forwards to 100 in unison with other children.
- Count backwards from at least 20.
- Know the next number for any number up to 12, e.g. eight, ____.
- Match one-to-one in counting e.g. one counter, two counters ...
- Subitise numbers up to and including 6: do children recognise arrays, e.g. 6 dots on a dice, without counting?
- Match numbers to fingers, e.g. hold up 7 fingers (without counting each finger).
- Begin to compare numbers, e.g. knowing that 6 is bigger than 4.
- Know the story of 6 (3 + 3, 2 + 4, 1 + 5, 6 + 0), and the stories of 5 and of 4 and of 3...
- Recognise some 2-digit numbers related to their own experiences. E.g. Daddy is 34, I live at number 56, etc.
- Recognise the difference between 'flat' and 'solid' shapes and describe shapes by mentioning a property, e.g. this one rolls, this one has corners...
- Spot and continue patterns
- Compare the size of things using mathematical language, e.g. Tom is taller than me.

Year One

By the end of Year One all children should be able to confidently:

- Count on and back in ones to and from 100 and from any single-digit or 2-digit number.
- Count on and back in tens from any 1-digit or 2-digit number, e.g. **23**, 33, 43, 53...
Continue to just over 100.
- Locate any number on a 1-100 grid or a beaded line 0-100.
- Know number bonds to 10, e.g. 5 + 5, 6 + 4, etc. Also know what is left if objects are taken from 10, e.g. 10 fingers, fold down 4, leaves 6 standing.
- Begin to be aware of unit patterns, e.g.

| | |
|------------------|------------------|
| 2 + 4 = 6 | 7 + 4 = 11 |
| 12 + 4 = 16 | 17 + 4 = 21 |
| 22 + 4 = 26 etc. | 27 + 4 = 31 etc. |
- Recognise the + and – and = signs, and use these to read and write simple additions and subtractions.
- Add small numbers by counting on and subtract small numbers by counting back
- Recognise doubles to double 6 and find related halves (half even numbers ≤12).
- Recognise the difference between 2-D and 3-D shapes; identify and describe common 2-D and 3-D shapes.
- Recognise and compare objects according to height or length, weight or capacity, using appropriate mathematical language. E.g. the tree is taller than the bush, the bag is heavier than the shoes, the teapot holds more than the jug.
- Tell the time to the half hour on analogue and digital clocks.
- Sort items into lists or tables.

Year Two

By the end of year two children should be able to confidently:

- Locate any 2-digit number on a landmarked line and use this to compare numbers; record comparisons using crocodile signs, e.g. $56 > 39$.
- Identify any number on the 1-100 number grid; understand that each number is a multiple of ten and some ones, e.g. 54 is 50 and 4 more.
- Know securely number pairs for all the numbers up to and including 12, e.g. pairs which make 8 ($4+4$, $5+3$, $6+2$, $7+1$, $8+0$) and bonds to 10 ($1+9$, $2+8$, $3+7$, $4+6$, $5+5$).
- Recognise that addition and subtraction are inverse operations and understand that $10 - 4 = 6$ as well as $6 + 4 = 10$.
- Count in steps of 2, 5, and 10 from 0.
- Count in halves e.g. $\frac{1}{2}$, 1, $1\frac{1}{2}$, 2, $2\frac{1}{2}$, 3...
- Know different unit patterns when not crossing a ten, e.g. $4 + 3 = 7$
 $14 + 3 = 17$
 $24 + 3 = 27$, etc.
- Begin to recognise unit patterns when crossing a ten, e.g. $5 + 6 = 11$
 $15 + 6 = 21$
 $25 + 6 = 31$, etc.
- Add two single digit numbers ($8 + 7$) by counting up; add two 2-digit numbers which total less than 100 by counting on in tens and ones, e.g. $54 + 37$ as $54 + 30 + 7$.
- Count back in ones or tens to take away, e.g. $27 - 3 =$ or $54 - 20 =$.
- Begin to count up to find a difference between two numbers with a small gap ($42 - 38$).
- Know the 2X, 5X and 10X tables and begin to say how many 10s are in 40 or how many 5s are in 30; use X sign correctly and begin to use \div sign.
- Understand the concept of one half, one quarter and three quarters as numbers ($\frac{1}{2}$, $\frac{1}{4}$, $\frac{3}{4}$) and as operators ($\frac{1}{2}$ of 6 is...?) in a practical context, e.g. on a fraction strip or with smarties on a cake.
- Compare and order objects according to their lengths, weights and capacities using suitable units.
- Identify and describe, with reference to relevant properties, 4 or more common 2-D and 3-D shapes.
- Tell the time on digital and analogue clocks to the nearest quarter of an hour.

Year 3

By the end of year 3 children should be able to confidently:

- Locate any 3-digit number on a landmarked line from 0-1000 and use this to order and compare numbers.
- Understand place value in 3-digit numbers; add and subtract 1s, 10s or 100s without difficulty; use this to add and subtract multiples of 1, 10, 100 to/from 3-digit numbers.
- Know securely number pairs for all the numbers up to and including 20, e.g. pairs which make 15 (7+8, 6+9, 5+10, 4+11, 3+12, 2+13, 1+14, 0+15)
- Round to the nearest ten and hundred, e.g. 34 to the nearest ten is 30, 276 to the nearest hundred is 300.
- Mentally add or subtract any pair of 2 digit numbers, e.g. $75 + 58$ or $75 - 58$
- Recognise that there are two ways of completing subtractions, either by counting up (using Frog) or by counting back, e.g. $54 - 27$ (counting up)
 $54 - 21$ (counting back)

NB. It is not entirely how close the numbers are that decides which strategy (counting up or counting back) is appropriate, it is the difficulty of the calculation involved. So $64 - 40$ may be best done by counting back, but $64 - 27$ is best done by counting up. Children need to be able to recognise whether they want to count back or count up using Frog. If in doubt, use Frog! Children make fewer errors!

- Subtract larger numbers with confidence, using Frog for counting up, e.g. $302 - 288$
- Understand that multiplication is commutative, e.g. 4×8 is the same as 8×4 .
- Know the 2x, 3x, 5x and 10x times tables. All tables need to be learned to 12th multiple. Include division facts (important). So we know how many 3s in 36, i.e. $36 \div 3 = 12$, as well as knowing $12 \times 3 = 36$.
- Multiply any 2-digit number by 10 or a single-digit number by 100; divide any multiple of 10 or 100 by 10 or 100. Understand the effect of multiplying and dividing whole numbers by 10 and 100.
- Multiply a 1 digit number by a 2 digit number starting to use the grid e.g. $4 \times 13 =$

| | | | |
|-----|----|----|----------------|
| | 10 | 3 | |
| X 4 | 40 | 12 | $40 + 12 = 52$ |

- Partition to double and halve numbers

$$\begin{array}{c} 58 \\ \swarrow \quad \searrow \\ 25 \quad + \quad 4 = 29 \end{array}$$

- Know that division is the inverse of multiplication, e.g. that $\square \times 3 = 21 \equiv 21 \div 3 = ?$
- Recognise and derive equivalent fractions for $\frac{1}{2}$, $\frac{1}{4}$, $\frac{3}{4}$, e.g. $\frac{1}{4} \equiv \frac{3}{12}$.
- Find unit and non-unit fractions of small amounts.
- Add and subtract easy amounts of money, e.g. $\pounds 3.64 + \pounds 4.50$, and give change by counting up, e.g. $\pounds 10 - \pounds 6.95$ as $\pounds 6.95 + 5\text{p} + \pounds 3$ so change is $\pounds 3.05$.
- Compare durations of events using analogue and digital times.
- Know that there are 100cm in a metre and that there are 10mm in a centimetre; use a ruler to measure lines.
- Identify right angles as 90° in shapes, and also as turns; recognise angles as less than or greater than 90° ; identify horizontal and vertical lines.

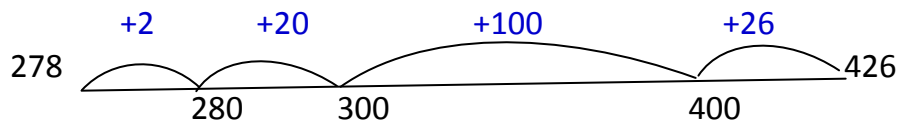
Year 4

By the end of year 4, children should be able to confidently:

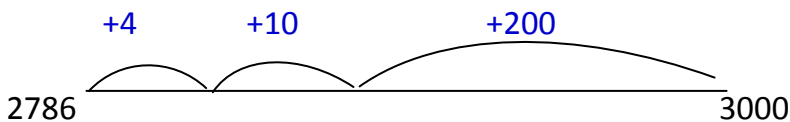
- Locate 4 and 5 digit numbers on a landmarked line and use this to compare and order numbers; round to ten, a hundred and a thousand.
- Understand the numbers of 1s, 10s, 100s, 1000s and 10,000s in a 5-digit number and the use of zero as a place holder.
- Know that one-place decimal numbers represent ones and tenths e.g. $3.7 = 3$ ones and 7 tenths.
- Count in steps of 2, 4, 5, 10, 50, 100 and 1000.
- Recognise negative numbers in relation to number lines and temperature.
- Add multiples of 1, 10, 100, 1000 without difficulty, e.g. $15,347 + 3000$, $434 + 300$ and $648 - 220$
- Mentally add and subtract any pair of two digit numbers.
- Know how to use the written addition: first expanded method, moving onto concise method. e.g.

| | | | |
|------------|-----------|---|--|
| 300 | 80 | 5 | 385 |
| 300 | 40 | 6 | 346 |
| <u>100</u> | <u>10</u> | | <u>11</u> (these are the 'carry' digits) |
| 700 | 30 | 1 | 731 |

- Subtract 3 digit numbers from 3 digit numbers using 'Frog' and counting up, e.g. $426 - 278$ by hopping along a line from 278 to 426



- Use Frog to subtract from multiples of 1000 where the difference is less than 500, e.g. $3000 - 2786 = 214$



- Multiply 1 and 2 digit numbers by 10, 100 and 1000; divide 1 and 2 digit numbers by 10 and 100 to understand place value in decimal numbers with one place.
- Know and recite 2x, 3x, 4x, 5x, 9x, 10x times tables incl. division facts up to 12th multiple; include multiplying by 0 (e.g. $5 \times 0 = 0$, $7 \times 0 = 0$) or by 1 (e.g. $5 \times 1 = 5$, $\frac{1}{2} \times 1 = \frac{1}{2}$).
- Multiply 1- digit numbers by 2-digit or friendly 3-digit numbers using grid method.
- Know how to use 'efficient chunking' for division above the range of the tables' facts, e.g. $84 \div 6 = ?$ Re-write as

$$\begin{aligned}
 \square \times 6 &= 84 \\
 10 \times 6 &= \underline{60} \\
 &= 24 \quad (84 - 60) \\
 4 \times 6 &= \underline{24}
 \end{aligned}$$

Add the red numbers: so $14 \times 6 = 84$ 0 So $84 \div 6 = 14$

Begin to extend this to 3 digit numbers, e.g. $145 \div 5 = ?$

- Write the equivalent fraction for fractions with given denominators or numerators, e.g. $\frac{1}{2} = \frac{?}{8}$; reduce a fraction to its simplest form, e.g. $\frac{6}{12} \equiv \frac{1}{2}$.
- Convert between units of measurement, e.g. cm to m, g to Kg and ml to L; convert between units of time and between analogue and digital times.
- Identify acute and obtuse angles, compare and order angles up to 180° .
- Interpret and present discrete data using bar charts and pictograms.

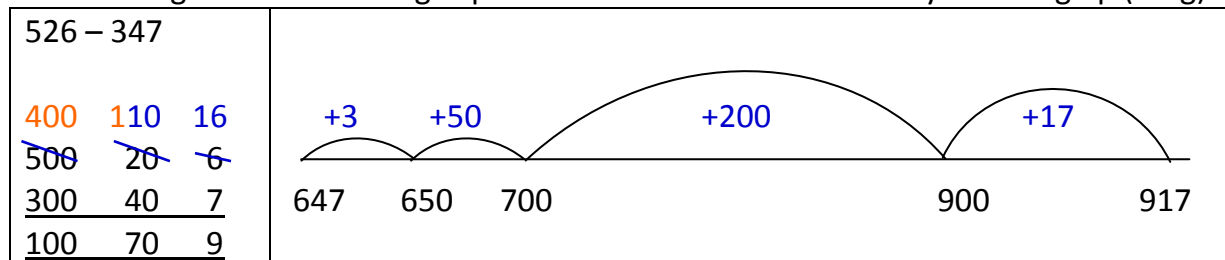
Year 5

By the end of year 5, children should be able to confidently:

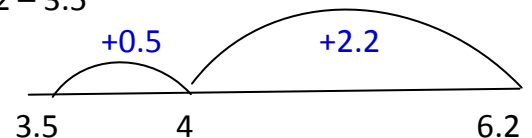
- Locate 5 and 6 digit numbers on a landmarked line; use this to compare/order numbers.
- Round to ten, a hundred, a thousand or ten thousand.
- Begin to read scales of different types
- Understand a one-place decimal number as a number of tenths and a two-place decimal number as a number of hundredths.
- Understand the effect of multiplying and dividing by 10 and 100 to give 1-place and 2-place decimal answers. E.g. $4.5 \times 10 = 45$, and $678 \div 100 = 6.78$ etc.
- Add or subtract 0.1 or 0.01 to/from any decimal number with confidence, e.g. $5.83 + 0.01$ or $4.83 - 0.1$
- Add and subtract mentally with confidence – where the numbers are less than 100 or the calculation relies upon simple addition/subtraction and place value. Examples include: $6,723 - 400$, $78 + 46$, $72 - 46$, $8020 + 910$, $100 - 64$, $5000 + 12,000$, etc.
- Confidently add 3- and friendly 4-digit numbers together using a secure written method, including adding 'piles' of numbers, e.g. 345

$$\begin{array}{r} 621 \\ 108 \\ \underline{1} \\ 1074 \end{array}$$

- Subtract larger numbers using expanded column subtraction or by counting up (Frog).



- Begin to subtract decimal numbers using counting up: $6.2 - 3.5$



- Know and recite **all** times tables including division facts.
- Multiply 2- and 3-digit numbers by numbers ≤ 12 using grid method; multiply 2-digit by 2-digit numbers using grid method.
- Scale up or down by a factor of 2, 5 or 10
- Perform divisions mentally within the range of tables facts using remainders and fractions and decimal equivalences, e.g. $68 \div 8 = 8 \text{ r}4$ or $8\frac{1}{2}$ or 8.5
- Divide 2-digit and 3-digit numbers by one-digit numbers above the range of tables using efficient chunking.
- Reduce fractions to their simplest form, including tenths to fifths and hundredths to tenths, e.g. $40/100 = 4/10 = 2/5$ which is also 0.4
- Identify simple fraction and decimal equivalents: $\frac{1}{2} \equiv 0.5$, $0.25 \equiv \frac{1}{4}$ and $0.75 \equiv \frac{3}{4}$.
- Measure and compare capacities, weights and lengths, including perimeters using SI units; understand the concept of area and count squares to find areas.
- Understand the properties of triangles; find unknown angles in triangles and rectangles.

Year 6

By the end of year 6, children should be able to confidently:

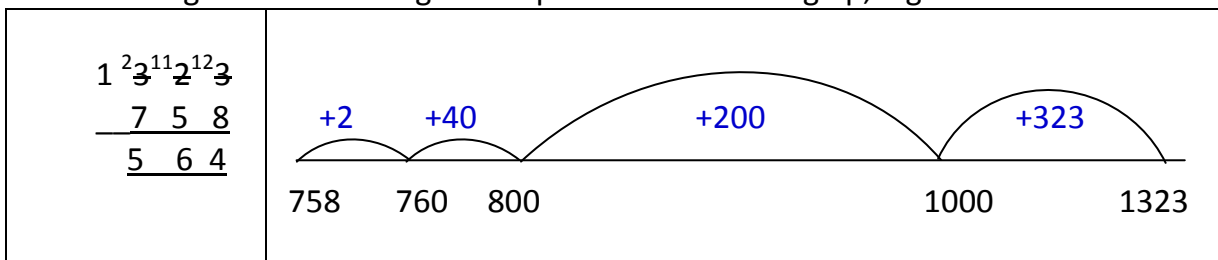
- Locate numbers up to 999,999 on a landmarked line; use this to compare/order numbers.
- Round to ten, a hundred and a thousand, ten thousand or one hundred thousand.
- Read scales with accuracy and confidence
- Add and subtract mentally with confidence – where the numbers are less than 100 or the calculation relies upon simple addition/subtraction and place value. Examples include: $6,723 - 400$, $78 + 46$, $72 - 46$, $8020 + 910$, $100 - 64$, $5000 + 12,000$, etc.
- Add several large numbers using written addition, e.g. 11895

$$\begin{array}{r} 3478 \\ 3165 \\ \underline{121} \\ 18538 \end{array}$$

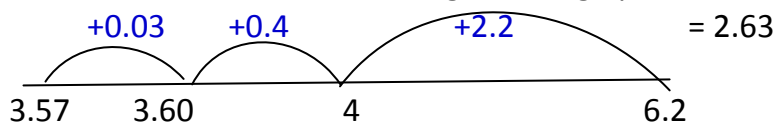
- Add several large or decimal numbers using written addition, e.g. 18.9

$$\begin{array}{r} 3.47 \\ \underline{11} \\ 21.17 \end{array}$$

- Subtract large numbers using decomposition or counting up, e.g. $1323 - 758$



- Subtract decimal numbers using counting up



- Multiply numbers up to 20 by single-digit numbers mentally or using grid method.
- Multiply 3-digit by numbers up to 12 using ladder (expanded written multiplication) 368

$$\begin{array}{r} \text{X} \quad 6 \\ 368 \\ \hline 1800 \\ 360 \\ 48 \\ \hline 2208 \end{array}$$

- Multiply 2-digit numbers by 2-digit or 3-digit numbers using grid method
- Scale up or down by a factor of 2, 5 or 10
- Perform divisions mentally within the range of tables facts using remainders or rounding the answer up or down as appropriate, e.g. $68 \div 8 = 8 \text{ r}4$ or $8\frac{1}{2}$ or how many toy spiders can be made if I have 68 legs? (Ans = 8) or how many minibuses each holding 8 children will be needed to transport 68 children? (Ans = 9).
- Divide 3-digit by one-digit numbers using chunking.
- Recognise equivalent fractions, e.g. $\frac{4}{8} = \frac{1}{2}$; reduce fractions to their simplest form
- Identify simple fraction/decimal equivalents: $\frac{1}{2} = 0.5$, $\frac{1}{4} = 0.25$, $\frac{3}{4} = 0.75$, $\frac{1}{3} = 0.33$, etc.
- Understand that if two numbers less than 1 are multiplied, the answer is smaller than either of them.
- Calculate simple percentages of whole numbers.

- Solve missing number problems.
- Generate and describe linear sequences.
- Use, read and write, and convert between, standard units.
- Measure areas and perimeters; understand that area is a measurement of covering and is measured in square units, and perimeter is a length, measured in cm, m or mm.
- Use 12 and 24 hour clocks; calculate time intervals; use timetables.
- Compare and classify geometric shapes; identify circles and parts of circles.
- Identify positions in the first and fourth quadrants on a co-ordinate grid; reflect and translate shapes.
- Find and interpret the mean (average) of several quantities.